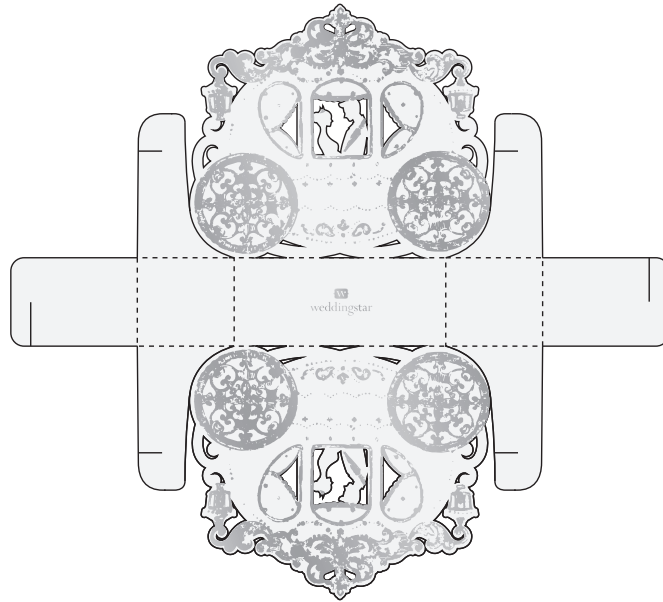



Carriage Favor Box


DESIGNED IN CANADA ©WEDDINGSTAR INC. ALL RIGHTS RESERVED.



1. Pre-fold along all scored lines.



2. With the box face down, interlock tab (a) with tab (b), and tab (c) with tab (d).



3. Place your favor contents in the box and interlock tab (e) with tab (f).



4. Fold the remaining sides together and use the ribbon provided to tie together.