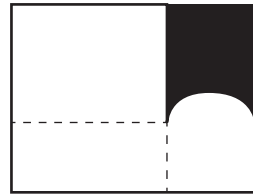
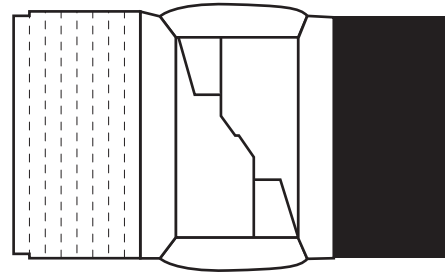




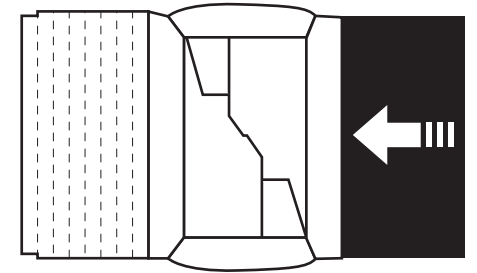
#4434-08 CARDBOARD  
WISHING WELL CHEST  
ASSEMBLY INSTRUCTIONS



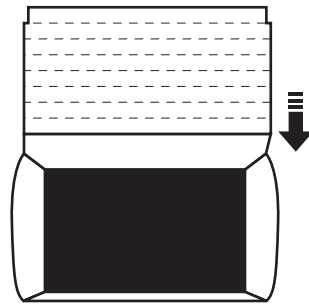
1. Lay box down flat.



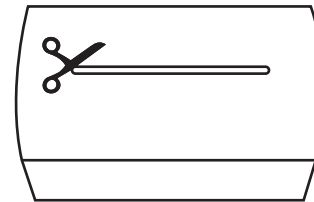
2. Push opposite corners together to make the box shape shown above.



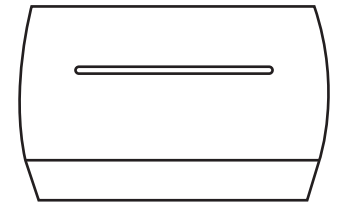
3. Fold in the flat side into the box.



4. Bend and insert the remaining side into the box.



5. Cut a slot big enough to fit an envelope.



6. Your Wishing Chest is now done!